

The Soul



Movement that inspires



THE CITY COMES ALIVE

With a sleeker shape and cutting-edge technology, the Kia Soul is designed to help you explore urban living with confidence and creativity. It greets the day with energetic poise, funky style, and a focused intensity that comes across from the get-go.

A PROFILE WITH A PURPOSE

With its long hood, raked windshield pillars and back-sloping roof, the shapely new Soul offers improved aerodynamics outside and ample roominess inside.



INVENTIVE FROM EVERY ANGLE

With its dynamic stance, the Soul is ready for fun, poised for action, and extremely stable. It looks exactly like what it is: A reliable source of inspiration that is up for whatever challenge the day throws its way.



Engaging front styling Expressing focused attention, the front styling combines slim, high-mounted daytime running lamps, broadly spaced headlights, a compact signature grille, and pleasingly utilitarian fog lamps and air intakes.



Smooth rear contours Vertical rear lamps flank the tailgate, covering a wide area for maximum visibility and a futuristic look, while the broad bumper gives the Soul a stable stance.



VERY EASY ON THE EYES

The gracefully rounded dashboard and console present what you need to know with savvy simplicity. A glance here. A finger tap there. Your eyes stay on the road. The Soul is smart about keeping you clued in, without clutter.

WHERE SOUND MEETS VISION

The dashboard contours are inspired by sound waves, while there's also new heads-up display technology. And the audio and visual worlds combine with built-in, colored mood lighting synced to the music.



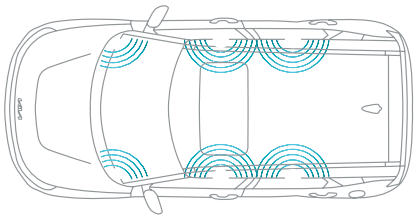
Sound mood lighting system

Your Soul can feel like a mobile music festival with the Sound Mood Lighting system. In mood mode, surfaces on the doors and dashboard glow in colors that change at regular intervals. In music mode, they pulsate, synced in time to the music, to add visual warmth to the listening experience.

Using the LCD touchscreen, you can choose from up to 8 glow-only modes and 6 theme modes as well as adjust the intensity of the lighting.

6 theme choices

- Party time
- Romance
- Traveling
- Horror movie
- Café
- Hey! Yo!



Dynamic sound system Featuring four door-mounted speakers and two dash-mounted tweeters, the audio system is designed to deliver rich, high-fidelity sound to all occupants, with special attention paid to high-end frequencies for the driver and front passenger. Cabin contours and materials help to preserve sound quality.



8-inch HUD The head-up display projects an image equivalent to an 8" screen onto the windshield. Your eyes stay on the road as you monitor speed, remaining distance to empty, cruise control, and DRIVE WISE technology data.



Wireless smartphone charger Charge a compatible mobile phone wirelessly on the pad at the front of the center console. An orange light indicates charging in progress while green indicates a full charge.

YOUR VERY OWN BUBBLE OF COMFORT

Step inside the Soul and you'll immediately sense the spaciousness. There's room to stretch and ample space for cargo thanks to more rear seat legroom, supportive seats for everyone, and doors and dashboard that are designed to stay out of the way.



Single sunroof A sturdy single-panel power sunroof tilts and slides out of the way with one simple touch, bringing a refreshing breeze and an open sky to the Soul's roomy interior.



Easier in and out A new seat cushion height and a greater distance between the cushion and the top of the door opening make it easier than ever to get in and out of the Soul.

COMFORT IS PARAMOUNT

The Soul offers remarkable cargo flexibility, and appealing seating choices too. If you plan to spend a significant amount of time in your Soul, why not choose seats and features that take the ordeal out of the drive?



60:40 split folding rear seats



Dual-level luggage board

664ℓ luggage capacity
(with board lowered)

The cargo space features an easy lift over opening, and the floorboard can be set higher to conceal items, or lower to offer more cargo volume. The rear seat backs split 60/40 and fold forward to expand the cargo area into the cabin.



Air-ventilated front seats & seat warmers Subtle perforations in both the cushion and the seatback of the front seats promote cool, soothing airflow. On cold days, find comfort from the front seat warmers, which begin heating as soon as the ignition is turned on and reduce their intensity over time.



8-way driver's & front passenger power seat / Driver's lumbar support Electrically adjustable power front seats give you more ways to find a perfect fit, and to easily readjust when necessary. Lumbar support offers the driver relief throughout the journey.

HIGH-TECH ON THE LOOKOUT

DRIVE WISE is Kia's ADAS (Advanced Driver Assistance System) sub-brand that's all about improving driving pleasure and safety. Using advanced sensor and processing technology to reduce tedium and stress, DRIVE WISE features let you focus on enjoying the drive.



Blind-Spot Collision Warning (BCW) Using radar technology, BCW monitors your sides and rear and warns you if it detects a vehicle approaching into your blind spot from behind or adjacent lanes of travel. The system issues visual alerts on the side mirror and an audible alert.



Parking Distance Warning-Forward (PDW-F) To help you park safely and confidently, PDW-F uses ultrasonic sensors mounted on the front bumpers and uses visual alerts on the side mirrors as well as audible alerts to warn you of any vehicles or obstacles ahead that may be getting too close.



Rear Cross-Traffic Collision Warning (RCCW) As you reverse out into a traffic lane, RCCW (manual transmission-equipped models only) scans the area using radar, and warns you with an audible alert signal if it senses a vehicle approaching. On automatic transmission-equipped models, Rear Cross-Traffic Collision-Avoidance Assist (RCCA) also uses ESC to brake, help avoid a collision or reduce damage.



Rear View Monitor (RVM) : Rear top view Dynamic parking guidance adjusts its guide lines as you turn in reverse for precise parking, and now features a top view option on the center screen.

TORQUE AND TECH VIRTUOSO

The Soul is designed around the theme of music, including the hum of a smooth-revving engine that takes advantage of efficient, engaging technology to inspire confidence as you zip around town.



Engine	Gasoline 1.6 MPI	Gasoline 2.0 MPI
Displacement	1,591 cc	1,999 cc
Max. power	123 ps / 6,300 rpm	152 ps / 6,200 rpm
Max. torque	15.4 kg·m / 4,850 rpm	19.6 kg·m / 4,000 rpm
Mated transmission	6-speed MT / 6-speed AT	6-speed AT



Ride & handling An electric motor on the steering column results in more responsive steering, while numerous chassis and body upgrades make the ride even smoother.



6-speed manual transmission Enjoy dynamic shifting, quicker reverse-gear engagement, and better fuel efficiency with the durable 6-speed manual transmission.



6-speed automatic transmission Enjoy smooth precision, conveniently spaced shift points, and helpful drive mode choices with the 6-speed automatic transmission.

STRONGER. SMARTER. SAFER.

The new Soul packs plenty of safety technology into its appealing design. Its safety systems help keep collision forces under control in ways that protect people, while maximizing the driver's ability to avoid trouble.



Phenomenal rigidity Better protection comes from new applications of advanced high-strength steel and structural adhesives, stiffer body elements, and design enhancements that better distribute collision forces.



Hill-start Assist Control (HAC) HAC prevents the vehicle from rolling backward when you are at a standstill on an upward incline by gently applying the brakes for up to two extra seconds while you move your foot from the brake pedal to the accelerator.



6 airbags To help protect occupants and potentially reduce injuries in the event of a collision, the Soul offers driver and front passenger airbags, two front side airbags, and available side-curtain airbags running the length of the interior on each side of the vehicle.



Electronic Stability Control (ESC) ESC ensures optimal braking performance and directional control by automatically delivering the right amount of braking force to each wheel based on individual wheel speed, steering angle and skidding.



THE FUTURE IS LOOKING FUN

The new look and technology of the Soul will inspire drivers to express themselves creatively with a wide range of choices, from appearance packages to interior and exterior personalization, including audio systems and wheels.

FOR THE PROUD ENTHUSIAST

The badge, seats, and red trim of the GT Line package make this special edition a celebration of the performance potential of the Soul, a vehicle designed to deliver zestful driving fun whenever the mood strikes.



Side sill and molding



18-inch wheel



Front bumper



Rear bumper



Red stitch interior For a sporty touch, red contrast stitching adorns the seats, trim, and steering wheel cover.



Exclusive red door garnish Red upper door garnish surrounding the latch is available exclusively with the GT Line model. It contrasts smartly with the black upholstery, adding a performance flair.



D-cut steering wheel The steering wheel is flat across the bottom for easier driver entry while also adding a racing-inspired touch to the driver's space.

INTERIOR COLORS


Black One-tone Interior



Gray Two-tone Interior



Black One-tone Color Package





EX (Green stitch)
Black Tricot + Tricot


GT-LINE / Black One-tone Interior



* Dark Silver door garnish
is also available.



EX (Gold stitch)
Black Tricot + Tricot



* Dark Silver door garnish
is also available.

EXTERIOR COLORS

One-tone body colors

Snow White Pearl (SWP)	Space Cadet Green (CEJ)
Sparkling Silver (KCS)	Undercover Green (GEA)
Steel Gray (KLT)	Mars Orange (M4A)
Gravity Grey (KDT)	Inferno Red (AJR / AJT)
Cherry Black (9H)	Neptune Blue (B4R)

Two-tone body colors

Inferno Red + Clear White (AH1)	Cherry Black + Inferno Red (AH4)
Inferno Red + Cherry Black (AH5)	Cherry Black + Neptune Blue (SE2)

LET'S MAKE IT PERSONAL

Do you prefer simplicity or detail? With choices like voice recognition, upgraded audio, dual climate control, performance lights, and bold wheel designs, the Soul lets you choose exactly how you roll.



7-inch audio display



3.8-inch compact audio display



Dual-zone full auto temperature control



Manual temperature control



3.5-inch mono cluster



Heated steering wheel



Bluetooth with voice recognition



Front tray USB charger



Aero blade wipers



Roof rack



High-mounted LED stop lamp



Electric folding outside mirror

Illumination



Full LED headlamps



Bi-function projection headlamps



Bulb headlamps



LED rear lamps



Bulb rear lamps

Wheels



16-inch 205/60R
Steel wheel (wheel cover)



16-inch 205/60R
Dark metal gray alloy wheel



17-inch 215/55R
Dark metal gray alloy wheel



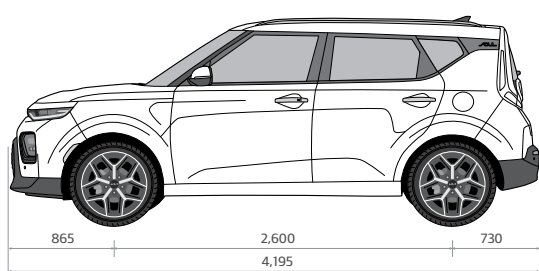
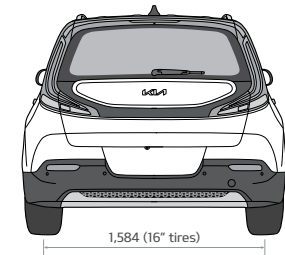

18-inch 235/45R
Alloy wheel (for GT Line only)



18-inch 235/45R
Alloy Wheel (color trim change)

Wheel cap color	Exterior color code
	All
	All
	SWP, KCS, KDT, 9H, AJR(AJT) AH1, AH4, AH5

Dimensions (mm)



Head room (F/R) (without sunroof)	1,013 / 1,003
Leg room (F/R)	1,044 / 985
Fuel tank (ℓ)	54

Movement that inspires

At Kia, we believe movement inspires ideas. Great ideas come to you when you're on the move. Whether you're walking, traveling on a train or driving. It's why we create the spaces and the time you need to bring ideas to life.

※ All information, illustrations and specifications are accurate at the time of printing and are subject to change without notice. The models and specifications shown in this brochure may vary from those available in your market. Contact your local Kia dealer for current information and full warranty details including terms and conditions.

2106-JNS-GE-LHD



Movement that inspires